

DATASCOPE

Forecasting Application

07th June 2006



Backflush Scanning

forecasting application
inventory optimization

headinghome > trends > something

Home [icon]

- >> Trends
- >> Base Week Split
- >> Forecast Trend
- >> Print Base Week Split
- >> Update Sub-parts
- >> Backflush
- >> Cycle Counting
- >> Update Safety
- >> KanBan

Back Flush

Stock Code :

Description :

Qty :

Cycle Counting

forecasting application
inventory optimization

home > Cycle Counting

Home

- >> Trends
- >> Base Week Split
- >> Forecast Trend
- >> Print Base Week Split
- >> Update Sub-parts
- >> Backflush
- >> Cycle Counting
- >> Update Safety
- >> KanBan

SysPro data

Import data from SysPro, note this might take a while. By importing the data warmup will take a snapshot of the stock. This data is then used to generate subsequent reports and lists.

Cycle Counting List

This will generate a list report per Warehouse for each item per AbcClass that is required to be counted according to the weight division

Existing reports: 2006-04-21 00:00:00

Counting Report

From : 01-05-2006

To : 08-05-2006

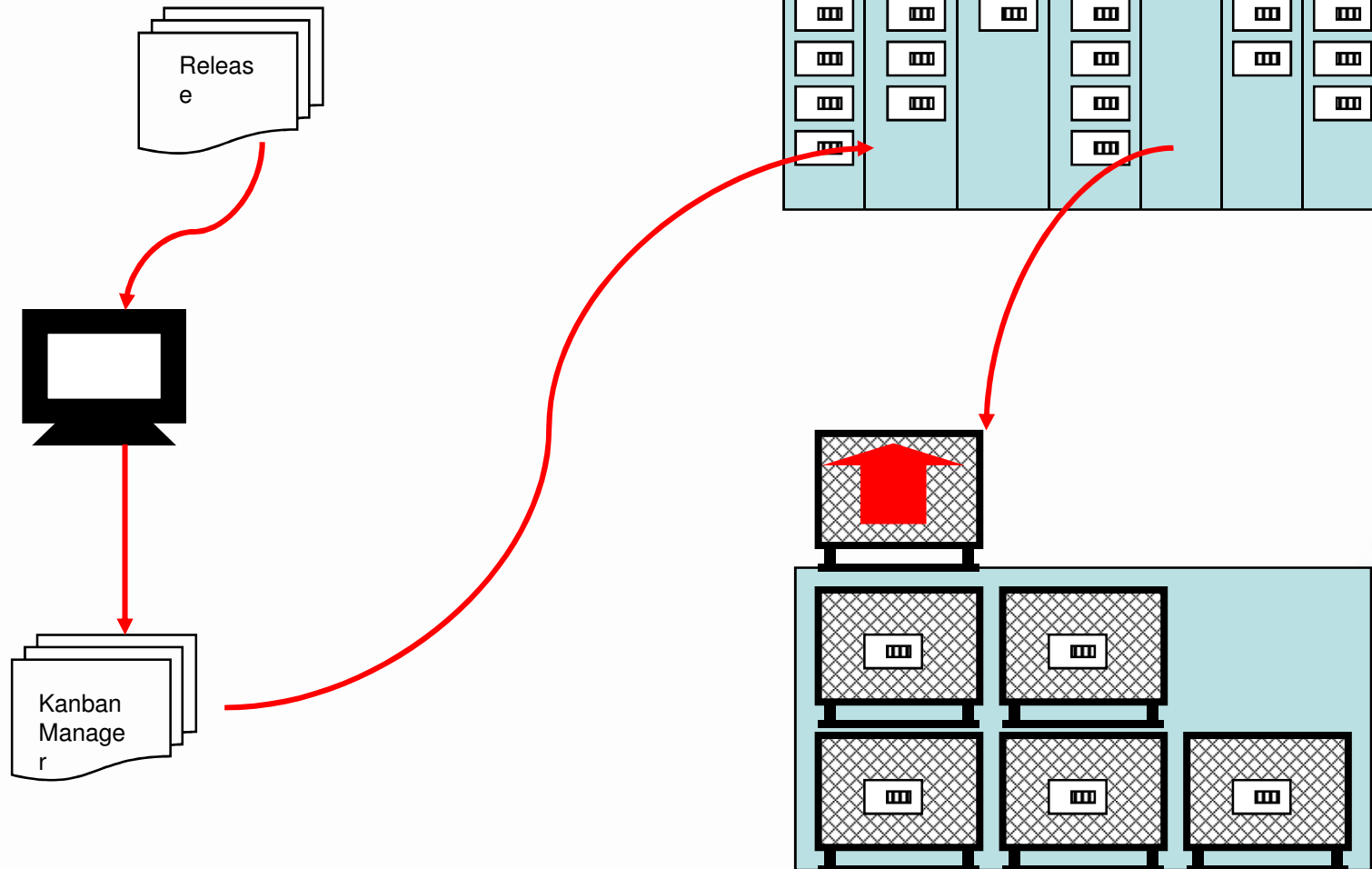
Get Counting Report

Retrieved counting list for 21-04-2006

Warehouse: 10	Class: A	Maximum: 5
stockcode	entry date	
HTSK011	04-01-2006	
MTU-1999-HH-EXS	04-01-2006	
MTC-1991-UCH-EXS	04-01-2006	
STAT005-EXS	04-01-2006	
HWBROJ1000	31-01-2006	
Warehouse: 10	Class: B	Maximum: 3
stockcode	entry date	
TUBE015	04-01-2006	
PLF013EK	04-01-2006	
CPPL127	04-01-2006	
Warehouse: 10	Class: C	Maximum: 1
stockcode	entry date	
SPLL002	04-01-2006	
Warehouse: 10	Class: D	Maximum: 0
stockcode	entry date	
Warehouse: 20	Class: A	Maximum: 10
stockcode	entry date	
HWST3000	28-02-2006	
HWBROJ1500	28-02-2006	
CZALCB0500	28-02-2006	
HWST1500	28-02-2006	
HWBROJ0380	28-02-2006	
ADHS004	28-02-2006	
MTC-1991-UCH-EXS	28-02-2006	
HWST0500	28-02-2006	
CZALCS0500	28-02-2006	
UCS0750BL	04-01-2006	
Warehouse: 20	Class: B	Maximum: 6
stockcode	entry date	
PSC003	04-01-2006	
HWLF2000	28-02-2006	
UTCLBR03000	04-01-2006	
CBCL05062	04-01-2006	
S2000414-P	28-02-2006	
PLF013RD	28-02-2006	
Warehouse: 20	Class: C	Maximum: 3
stockcode	entry date	
QSLUCB1500	04-01-2006	

Kanban Controls - A

Actual Demand Increase



forecasting application
inventory optimization



home > kanban ticket management

- Home
- >> Trends
- >> Base Week Split
- >> Forecast Trend
- >> Print Base Week Split
- >> Update Sub-parts
- >> Backflush
- >> Cycle Counting
- >> Update Safety
- >> KanBan

Choose Kanban Report Filter

Filter:

Process

forecasting application
inventory optimization



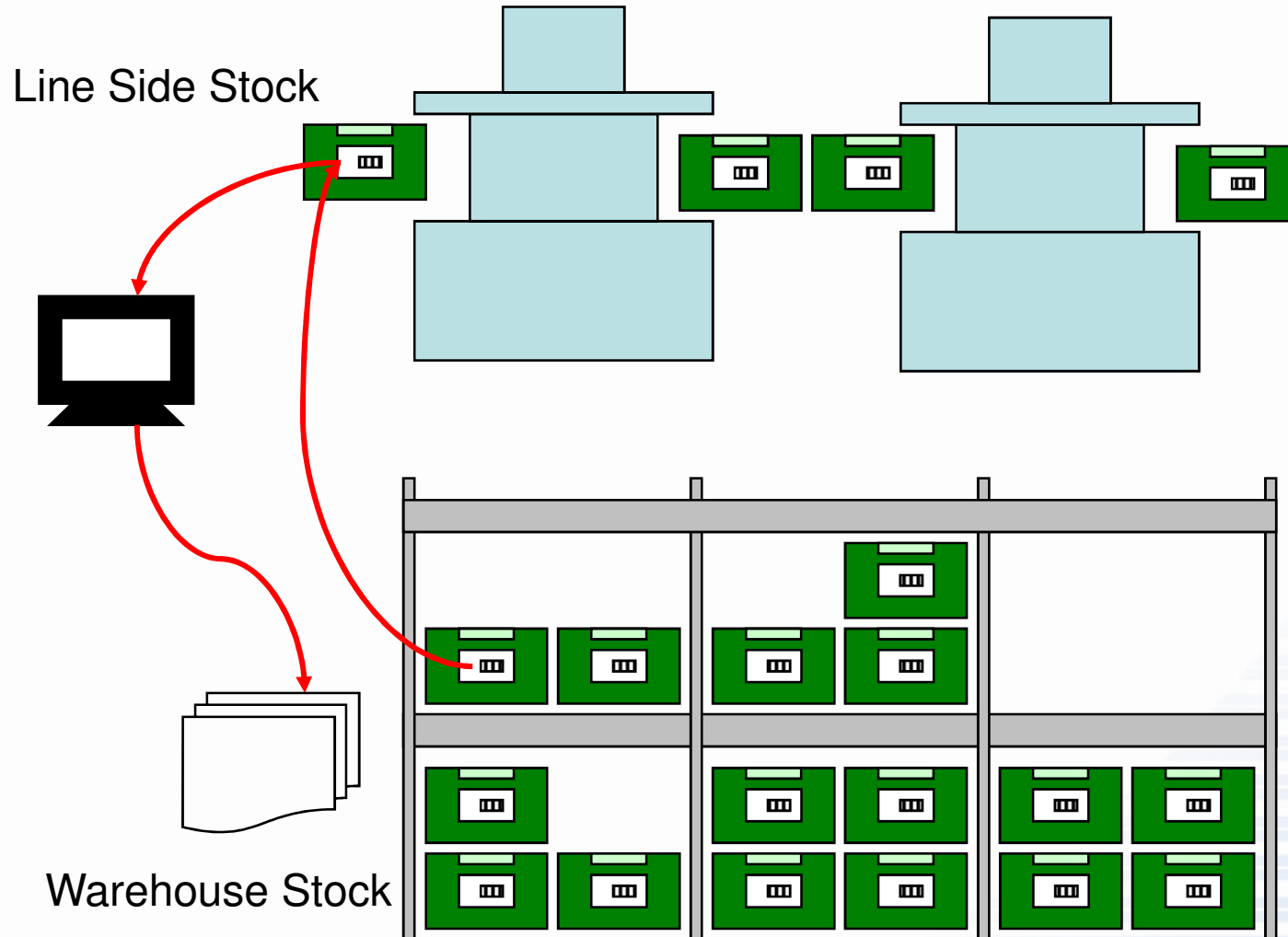
home > kanban ticket management

- Home
- >> Trends
- >> Base Week Split
- >> Forecast Trend
- >> Print Base Week Split
- >> Update Sub-parts
- >> Backflush
- >> Cycle Counting
- >> Update Safety
- >> KanBan

Kanban Ticket Management Report

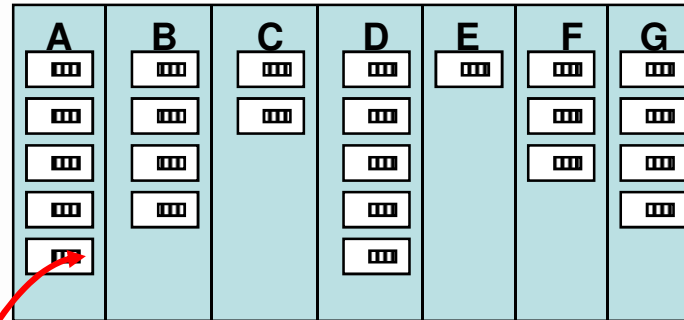
Warehouse	Stock Code	Unit of Measure	Kanban QTY	Week Stock Hold	Total Demand	Average Demand	ReqStockHold	Total QTY	Tickets	ReOrderQty
	205-10-120U	EA	9	4	17.3	2.88	11.52	18	2	1
	205-10-240U	EA	0		4.68	0.78	0	0	0	0
	206-10-120U	EA	6	4	11.63	1.94	7.75	12	2	0
	206-10-240U	EA	6	4	7.78	1.29	5.16	6	1	0
	207-10-120U	EA	6	4	3.57	0.59	2.36	6	1	1
	207-10-240U	EA	6	4	2.39	0.4	1.6	6	1	0
	208-10-120U	EA	8	4	9.27	1.55	6.2	8	1	0
	208-10-240U	EA	8	4	3.12	0.52	2.08	8	1	0
	210-10-120U	EA	6	4	5.28	0.88	3.52	6	1	4
	210-10-240U	EA	6	4	3.42	0.57	2.28	6	1	0
	306-10-120U	EA	3	4	3.5	0.58	2.32	3	1	0
	306-10-240U	EA	3	4	1.39	0.23	0.92	0	0	1
	510-10-120U	EA	10	4	7.51	1.25	5	10	1	4
	510-10-240U	EA	10	4	3.54	0.59	2.36	10	1	2
	515-10-120U	EA	10	4	1.11	0.19	0.75	0	0	1
	515-10-240U	EA	10	4	5.5	0.92	3.68	10	1	0
	606-10-120U	EA	10	4	1.96	0.33	1.32	10	1	0
	606-10-240U	EA	10	4	1.17	0.19	0.75	0	0	0
	610-10-120U	EA	10	4	6.4	1.07	4.28	10	1	2
	610-10-240U	EA	10	4	5.32	0.89	3.56	10	1	0
	ADHS006	EA	25		133.24	22.21	0	0	0	0
	CARD001	EA	500	4	6086.11	1014.68	4058.72	4500	9	0
	CARD002	EA	500	4	2975.8	479.3	1917.2	2000	4	0
	ETF-144/99	EA	50	4	178.07	29.68	118.72	150	3	4
	HPS-0100	EA	10	4	5.35	0.89	3.56	10	1	3
	HPS-0270	EA	10	4	3.06	0.51	2.04	10	1	2
	HPS-0450	EA	10	4	21.89	3.65	14.5	20	2	11
	HWBRO03275	MTR	500	4	702.71	117.12	468.49	500	1	5
	HWBRO03380	MTR	500	4	86.79	14.46	57.84	500	1	1
	HWBRO03500	MTR	1000	4	1247.73	207.96	631.84	1000	1	6
	HWBRO03550	MTR	1000	4	1143.9	190.65	761.5	1000	1	5

Kanban Controls - B

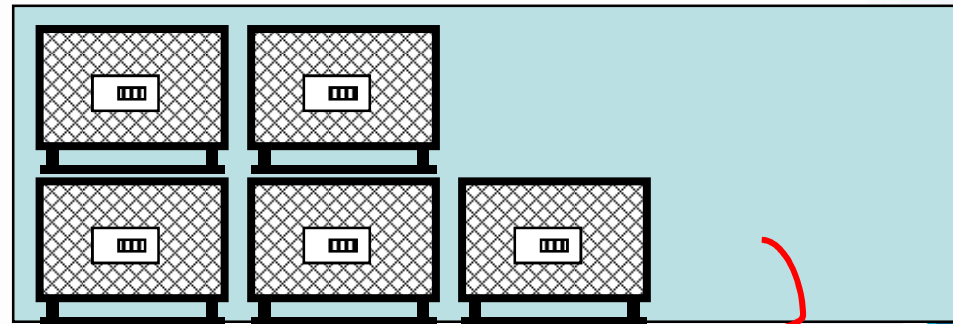


Kanban Controls - C

Plant 2
Planning Board



Warehouse Stock



Factory Controls

